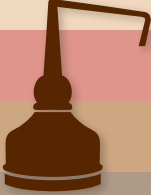









BOURBON BOOM BRINGS MASSIVE ECONOMIC IMPACT

10 YEARS OF EXPLOSIVE GROWTH FOR KENTUCKY'S SIGNATURE BOURBON & DISTILLED SPIRITS INDUSTRY

		2009	2019	INCREASE
	DISTILLERIES	19	68	258%
	COUNTIES WITH A DISTILLERY	8	32	300%
	PRODUCTION (BARRELS FILLED)	794,091	1,715,541	116%
	BOURBON INVENTORY (BARRELS)	4,600,962	7,475,311	62%
	TOTAL INVENTORY (BARRELS)	5,012,648	8,078,936	61%
	TAX-ASSESSED VALUE OF INVENTORY	\$893,432,418	\$3,008,063,450	237%
	BARREL TAXES PAID	\$9,544,573	\$22,600,000	137%
	AVERAGE PAY PER JOB	\$77,007	\$94,899	23%
	JOBS GENERATED	9,848	20,124	104%
	PAYROLL	\$441,850,386	\$1,003,819,284	127%
	OUTPUT	\$5,400,000,000	\$8,582,971,924	60%
	TAXES PAID (PRODUCTION & CONSUMPTION)	\$125,113,764	\$234,922,172	88%
	EMPLOYMENT SPIN-OFF FACTOR	3.109	4.063	31%
	KENTUCKY BOURBON TRAIL® & CRAFT TOUR® STOPS	298,621	1,404,926	370%

\$2.3 billion in capital projects completed or planned by 2022